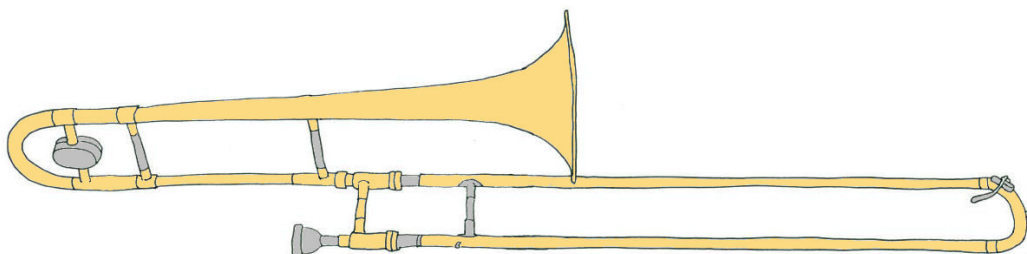


Level 3  
1 more note



C	D	E	F	G	A
1	6	4	3	1	4



1 3 4 6

**Tune 1 - Warm up-**  **Track 18**

**Mr Goldings tips -**

"Be careful there are 3 clicks to start this tune"


"Take a full breath"

"Try mouthpiece and lip buzzing the entire tune"



Tune 2 - Up to A-  Track 19


**Mr Goldings tips -**  
"Keep the air moving as you get higher!"  
"Watch out for the 2 bars rest in the middle"



Musical notation for Tune 2, Track 19. It consists of three staves in 4/4 time. The first staff contains a sequence of quarter notes: C4, D4, E4, F4, G4, A4, B4, C5. The second staff contains a sequence of quarter notes: C4, D4, E4, followed by a two-measure rest indicated by a thick black bar with the number '2' above it, then F4, G4, A4, B4, C5. The third staff contains a sequence of quarter notes: C4, D4, E4, F4, G4, A4, B4, C5, ending with a double bar line.

Tune 3 - Renaissance Dance-  Track 20

**Mr Goldings tips -**  
"Be careful there are 4 clicks to start this tune"  
"Take a full breath"  
"Should the quavers be long or short?"




Musical notation for Tune 3, Track 20. It consists of three staves in 3/4 time. The first staff contains a sequence of eighth notes: C4, D4, E4, F4, G4, A4, B4, C5, D5, E5, F5, G5, A5, B5, C6. The second staff contains a sequence of eighth notes: C4, D4, E4, F4, G4, A4, B4, C5, D5, E5, F5, G5, A5, B5, C6. The third staff contains a sequence of eighth notes: C4, D4, E4, F4, G4, A4, B4, C5, D5, E5, F5, G5, A5, B5, C6, ending with a double bar line.

Tune 4 - This old man-  Track 21



*This old man, he played one  
He played knick-knack on my drum  
With a knick-knack paddywhack, give a dog a bone  
This old man came rolling home*




Tune 5 - Morning-  Track 22



This piece was written in 1875 by the Norwegian composer Edvard Grieg.  
It comes from a collection of music called "Peer Gynt Suite"  
Morning describes the main character of the play, as he sees the beauty of the crisp fresh  
morning as the sun rises.

**Mr Goldings tips -**  
"Play this tune as smooth as possible!"




Tune 6 - London Bridge-  Track 23



*"London bridge is falling down,  
Falling down, falling down.  
London bridge is falling down,  
My fair lady"*

The London bridge we see today is the new bridge built to replace the one that fell down!



Tune 7 - The tune with no name!! -  Track 24

Backing track will follow soon!  
Watch out for the Bb 3<sup>rd</sup> Position



Tune 8 - Old MacDonald had a Farm-  Track 25



**Mr Goldings tips -**

Remember bar 11 & 12 need a clean tongue which means keep blowing!  
What animal noises can you make on you trombone!



Tune 9 - Frere Jacques-  Track 26



*Frère Jacques, Frère Jacques,  
Dormez vous? Dormez vous?  
Sonnez les matines, Sonnez les matines,  
Din, din, don! Din, din, don!*

or in English....

*Brother John? Brother John?  
Are you sleeping, Are you sleeping?  
Morning bells are ringing, Morning bells are ringing,  
Ding ding dong, Ding ding dong.*

**Mr Goldings tips-**

"Practise bar 5 slowly and when you can play it try it faster!"




Tune 10 - Mexican Dance-  Track 27



**Mr Goldings tips -**

Be careful with the 1st and 2nd time bars  
Go for the high C at the end! no valves



The musical score is written in treble clef with a 3/4 time signature. It consists of three staves of music. The first staff contains the first six measures. The second staff contains the next six measures. The third staff contains the final six measures, which are divided into two first endings (marked '1.' and '2.') and a final ending. The first ending leads back to the beginning of the piece, and the second ending leads to the final ending. The final ending concludes with a high C note.