
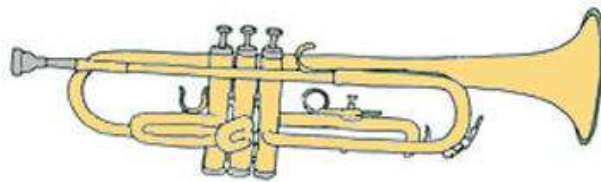


Level 2
2 more notes!



C	D	E	F	G
0	1	1	1	0
	3	2		

1 2 3






Tune 1 - Warm up-  Track 9

Mr Goldings tips -



"Listen for 4 counts and play for 4 counts"

"Take a full breath"

"Try lip and mouthpiece buzzing the entire tune"



Tune 3 – My School March-  Track 11



Tune 4 – Ode to Joy -  Track 12




Beethoven

"This tune comes from symphony number 9 and was first performed in 1824"
"Also in 1824 the very first Fire Brigade was formed in Edinburgh"
"Practise bars 10 and 11 slowly"



Tune 5 – Church Bells-  **Track 13**


“Can you make this tune sound like church bells?”




Tune 6 – German Song-  **Track 14**



Tune 7 – Friday Feeling-  Track 15



Musical notation for Tune 7, consisting of four staves in 4/4 time. The melody is written in treble clef. The first staff begins with a treble clef and a 4/4 time signature. The melody consists of quarter notes and rests. The second and third staves continue the melody. The fourth staff concludes the piece with a double bar line.

Tune 8 – When the Saints go Marching in-  Track 16
"Practise this tune without the backing track"



Musical notation for Tune 8, consisting of four staves in 4/4 time. The melody is written in treble clef. The first staff begins with a treble clef and a 4/4 time signature. The melody consists of quarter notes and rests. The second and third staves continue the melody. The fourth staff concludes the piece with a double bar line.

Tune 9 – Twinkle Twinkle Little Star-  Track 17



Twinkle, twinkle, little star,
How I wonder what you are!
Up above the world so high,
Like a diamond in the sky.
Twinkle, twinkle, little star,
How I wonder what you are!

“Originally written in 1761 this French tune has been used by Mozart and many other composers”

“Practice the C – G in Bar 1”

“Be careful of the A in bar 2 and bar 10 – Fingering is 1&2”

