

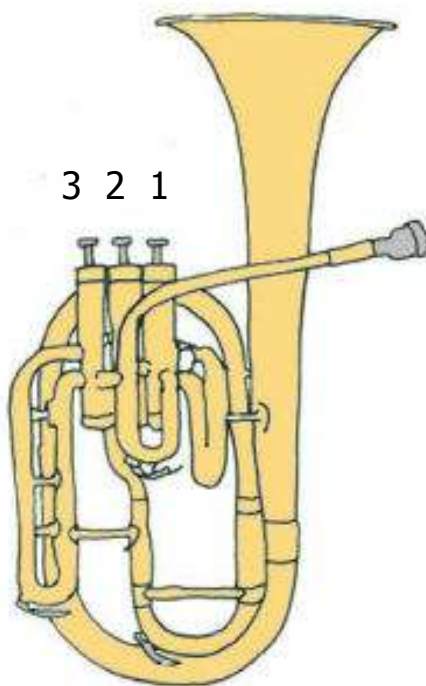
Level 1  
This level uses 3 notes



C  
0

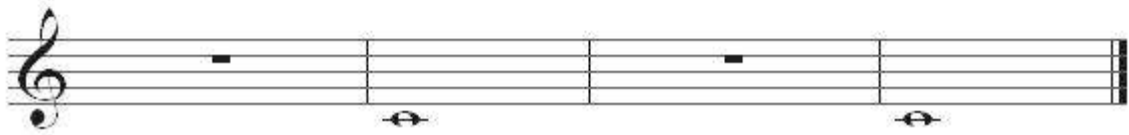
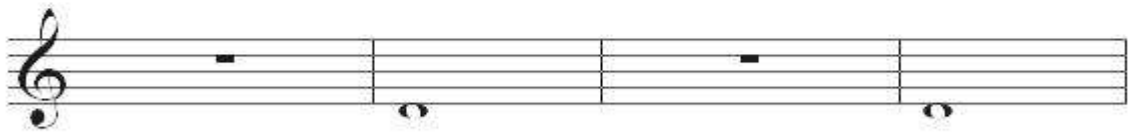

D  
1  
3

E  
1  
2



Tune 1 - Warm up-  Track 1



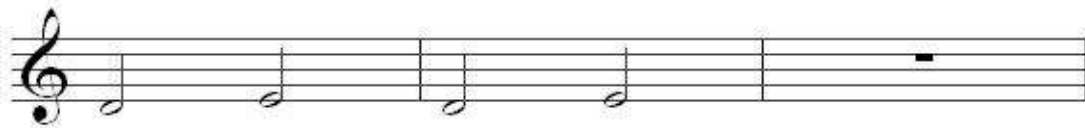
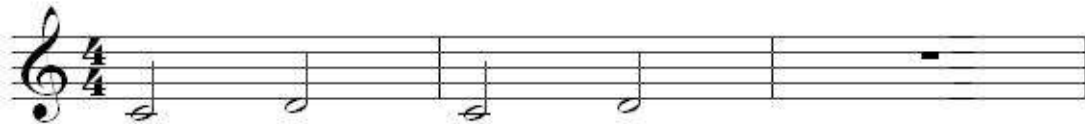
**Mr Goldings tips -**  
"Listen for 4 counts and play for 4 counts"  
"Take a full breath"



Tune 2 - Sea Sick-  Track 2




"Practise the valves without playing"  
"Remember to press the valves down hard"




**Tune 3 - The sad king-  Track 3**




"Practise bar 5 slowly"  
"Does the piece sound better loud or quiet?"



**Tune 4 - Snowy night-  Track 4**




"Be careful with your counting - remember 3 beats in the bar"  
"Practise bars 9 and 10 slowly"  
"Watch out for the dotted minims"




Tune 5 - Merrily we roll along-  Track 5



"Practise bars 1 and 5 slowly and remember to press your valves down firmly"  
"Watch out for the crotchet rests"



Tune 6 - Au Clair de la lune-  Track 6



Tune 7 - Suo Gan-  Track 7



Tune 8 - Marching band-  Track 8

